


5.1.1 Percentage of students benefited by scholarships and freeships provided by the Government and Non-Government agencies during the last five

Year	Name of the scheme	Number of students benefited by government scheme and amount		Number of students benefited by the institution's schemes and amount		Link to relevant document
		Number of students	Amount	Number of students	Amount	
2017-18	GOI	184	1258935	0	0	
2018-19	GOI	142	826560	0	0	
2019-20	GOI	136	856975	0	0	
2020-21	GOI	184	1171616	0	0	
2021-2022	GOI	226	1408078	0	0	


 Principal
 Dr. Ku. Durga K. Banerji Science College
 LONAR, Dist. Muldhara

YEAR 2017-2018

Cast	Class	No of Student	Student Maintenance	Tuition Fee	Exam Fee	Other Fee	Total
VJNT+SBC+ SC+OBC (Granted + Non- Granted)	SC	16	43500	16400	6205	46510	112615
	OBC	113	103290	133600	63420	439205	739515
	SBC	1	960	2000	0	5820	8780
	VJNT	48	42060	60000	16060	171785	289905
	OBC MSC	5	2430	30000	5200	52200	89830
	VJNT	1	810	6000	1040	10440	18290
	TOTAL		184	193050	248000	91925	725960

Student Amoun 284975
College Amount 973960
TOTAL 1258935


Principal
 Late. Ku. Durga K. Banmeru Science College
 LONAR, Dist. Buldhana

Amrut Sevabhavi Sanstha, Parbhani
Late Ku. Durga K. Banmeru Science College,
Loni Road, LONAR Dist. Buldana 443302
Year 2017-2018

Cast	Class	No of Student	Student Maintenance	Tution Fee	Exam Fee	Other Fee	Total
SC (Granted)	B.Sc. I	7	20400	5600	4745	13965	44710
	B.Sc. II	1	2700	800	730	2030	6260
	B.Sc. III	0	0	0	0	0	0
	TOTAL	8	23100	6400	5475	15995	50970

Cast	Class	No of Student	Student Maintenance	Tution Fee	Exam Fee	Other Fee	Total
SC (Non-Granted)	B.Sc. I	1	2700	2000	730	5185	10615
	B.Sc. II	0	0	0	0	0	0
	B.Sc. III	0	0	0	0	0	0
	TOTAL	1	2700	2000	730	5185	10615


Cast	Class	No of Student	Student Maintenance	Tution Fee	Exam Fee	Other Fee	Total
SC (Granted)	B.Sc. I	0	0	0	0	0	0
	B.Sc. II	4	12000	4000	0	13690	29690
	B.Sc. III	1					
	TOTAL	5	12000	4000	0	13690	29690

Cast	Class	No of Student	Student Maintenance	Tution Fee	Exam Fee	Other Fee	Total
SC (Non-Granted)	B.Sc. I	0	0	0	0	0	0
	B.Sc. II	0	0	0	0	0	0
	B.Sc. III	1	3300	2000	0	5820	11120
	TOTAL	1	3300	2000	0	5820	11120

Cast	Class	No of Student	Student Maintenance	Tution Fee	Exam Fee	Other Fee	Total
SC (Non-Granted)	B.Sc. I	0	0	0	0	0	0
	B.Sc. II	0	0	0	0	0	0
	B.Sc. III	1	2400	2000	0	5820	10220
	TOTAL	1	2400	2000	0	5820	10220

TOTAL SC STUDENT

Cast	Class	No of Student	Student Maintenance	Tuition Fee	Exam Fee	Other Fee	Total
SC (Granted + Non- Granted)	B.Sc. I	8	23100	7600	5475	19150	55325
	B.Sc. II	5	14700	4800	730	15720	35950
	B.Sc. III	3	5700	4000	0	11640	21340
	TOTAL	16	43500	16400	6205	46510	112615


Principal
Dr. Ku. Durga K. Banmeru Science College
LONAR, Dist. Buldhana

Amrut Sevabhavi Sanstha, Parbhani
Late Ku. Durga K. Banmeru Science College,
Loni Road, LONAR Dist. Buldana 443302
Year 2017-2018

Cast	Class	No of Student	Student Maintenance	Tution Fee	Exam Fee	Other Fee	Total
OBC (Granted)	B.Sc. I	29	24390	23200	21170	57855	126615
	B.Sc. II	2	1620	1600	1460	4060	8740
	B.Sc. III	2	1530	1600	1460	3790	8380
	TOTAL	33	27540	26400	24090	65705	143735

Cast	Class	No of Student	Student Maintenance	Tution Fee	Exam Fee	Other Fee	Total
OBC (Non-Granted)	B.Sc. I	16	13320	32000	11680	80640	137640
	B.Sc. I	2	0	4000	1460	10080	15540
	B.Sc. II	1	810	2000	730	2030	5570
	B.Sc. III	2	1620	4000	1460	9880	16960
	TOTAL	21	15750	42000	15330	102630	175710

Cast	Class	No of Student	Student Maintenance	Tution Fee	Exam Fee	Other Fee	Total
OBC (Non-Granted)	B.Sc. I	0	0	0	0	0	0
	B.Sc. II	14	26280	40000		118290	184570
	B.Sc. III	6					
	TOTAL	20	26280	40000	0	118290	184570

Cast	Class	No of Student	Student Maintenance	Tution Fee	Exam Fee	Other Fee	Total
OBC (Non-Granted) FREESHIP	B.Sc. I	0	0	0	0	0	0
	B.Sc. II	1	0	2000	0	5955	7955
	B.Sc. III	1	0	2000	0	5820	7820
	B.Sc. III	1	0	2000	0	5820	7820
	TOTAL	3	0	6000	0	17595	23595

Cast	Class	No of Student	Student Maintanance	Tution Fee	Exam Fee	Other Fee	Total
OBC (Non-Granted)	B.Sc. I	0	0	0	0	0	0
	B.Sc. II	0	0	0	0	0	0
	B.Sc. III	12	11520	0	24000	69840	105360
	TOTAL	12	11520	0	24000	69840	105360

Cast	Class	No of Student	Student Maintanance	Tution Fee	Exam Fee	Other Fee	Total
OBC (Granted Free Ship)	B.Sc. I	0	0	0	0	0	0
	B.Sc. II	1	0	800	0	2765	3565
	B.Sc. III	0	0	0	0	0	0
	TOTAL	1	0	800	0	2765	3565

Cast	Class	No of Student	Student Maintanance	Tution Fee	Exam Fee	Other Fee	Total
OBC (Granted)	B.Sc. I	0	0	0	0	0	0
	B.Sc. II	14	22200	18400	0	62380	102980
	B.Sc. III	9					
	TOTAL	23	22200	18400	0	62380	102980

Cast	Class	No of Student	Student Maintanance	Tution Fee	Exam Fee	Other Fee	Total
OBC Freeship (Non-Granted)	M.Sc. I	2	0	12000	2080	20880	34960
	M.Sc. II	0	0	0	0	0	0
	TOTAL	2	0	12000	2080	20880	34960


Cast	Class	No of Student	Student Maintanance	Tution Fee	Exam Fee	Other Fee	Total
OBC (Non-Granted)	M.Sc. I	3	2430	18000	3120	31320	54870
	M.Sc. II	0	0	0	0	0	0
	TOTAL	3	2430	18000	3120	31320	54870

TOTAL OBC STUDENT

Cast	Class	No of Student	Student Maintanance	Tution Fee	Exam Fee	Other Fee	Total
OBC (Granted + Non- Granted)	B.Sc. I	47	37710	59200	34310	148575	279795
	B.Sc. II	33	50910	64800	2190	195480	313380
	B.Sc. III	33	14670	9600	26920	95150	146340
	TOTAL	113	103290	133600	63420	439205	739515

TOTAL OBC STUDENT

Cast	Class	No of Student	Student Maintanance	Tution Fee	Exam Fee	Other Fee	Total
OBC (Non- Granted)	M.Sc. I	5	2430	30000	5200	52200	89830
	M.Sc. II	0	0	0	0	0	0
	TOTAL	5	2430	30000	5200	52200	89830


Principal
Late. Ku. Durga K. Banmeri Science College
LONAR Dist. Buldhana

Amrut Sevabhavi Sanstha, Parbhani
Late Ku. Durga K. Banmeru Science College,
Loni Road, LONAR Dist. Buldana 443302
Year 2017-2018

Cast	Class	No of Student	Student Maintenance	Tution Fee	Exam Fee	Other Fee	Total
SBC (Non Granted)	B.Sc. I	0	0	0	0	0	0
	B.Sc. II	0	0	0	0	0	0
	B.Sc. III	1	960	2000	0	5820	8780
	TOTAL	1	960	2000	0	5820	8780

VJNT (Granted+N on Granted)	B.Sc. I	0
	B.Sc. II	0
	B.Sc. III	1
	TOTAL	1
VJNT (Non- Granted)	M.Sc. I	0
	TOTAL	0


 Principal
 Late. Ku. Durga K. Banmeru Science College
 LONAR, Dist. Buldana

Amrut Sevabhavi Sanstha, Parbhani
Late Ku. Durga K. Banmeru Science College,
Loni Road, LONAR Dist. Buldana 443302
Year 2017-2018

Cast	Class	No of Student	Student Maintenance	Tution Fee	Exam Fee	Other Fee	Total
VJNT (Granted)	B.Sc. I	15	12780	12000	10950	29925	65655
	B.Sc. II	1	810	800	730	2030	4370
	B.Sc. III	1	810	800	730	1895	4235
	TOTAL	17	14400	13600	12410	33850	74260
VJNT (Non-Granted)	B.Sc. I	4	3420	8000	2920	20740	35080
	B.Sc. I(Freeship)	1	0	2000	730	5185	7915
	TOTAL	5	3420	10000	3650	25925	42995
VJNT (Non-Granted)	B.Sc. I	0	0	0	0	0	0
	B.Sc. II	7	11880	18000	0	53325	83205
	B.Sc. III	2					
	TOTAL	9	11880	18000	0	53325	83205

VJNT (Non-Granted)	B.Sc. I	0	0	0	0	0	0
	B.Sc. II	0	0	0	0	0	0
	B.Sc. III	3	2760	6000	0	17460	26220
	TOTAL	3	2760	6000	0	17460	26220

VJNT (Non-Granted)	B.Sc. I	0	0	0	0	0	0
	B.Sc. II	0	0	0	0	0	0
	B.Sc. III (Free ship)	1	0	2000	0	5820	7820
	TOTAL	1	0	2000	0	5820	7820

VJNT (Granted)	B.Sc. I	0	0	0	0	0	0
	B.Sc. II	3	0	2400	0	8295	10695
	B.Sc. III (Free ship)	0	0	0	0	0	0
	TOTAL	3	0	2400	0	8295	10695

VJNT (Granted)	B.Sc. I	0	0	0	0	0	0
	B.Sc. II	5	9600	8000	0	27110	44710
	B.Sc. III (Free ship)	5					
	TOTAL	10	9600	8000	0	27110	44710
ALL (Granted) Total		30	24000	24000	12410	69255	129665
ALL (Non- Granted) Total		18	18060	36000	3650	102530	160240

VJNT (Non-Granted)	M.Sc. I	1	810	6000	1040	10440	18290
	TOTAL	1	810	6000	1040	10440	18290
ALL B.Sc. + M.Sc.		49	42870	66000	17100	182225	308195

VJNT (Granted+Non on Granted)	B.Sc. I	20
	B.Sc. II	16
	B.Sc. III	12
	TOTAL	48
VJNT (Non- Granted)	M.Sc. I	1
	TOTAL	1



Principal

Late. Ku. Durga K. Banmeru Science College
JOMAR, Dist. Buldhana.

F.Y.2018-2019

Department	Applicatio n Recei ved	Canc elled	Net Recei ved	Rejec ted	Sent back to appli cant	Appr oved By Insti tute	Appr oved By Depa rtme nt	Pendi ng At Depa rtme nt	Not Allote d	Student Allotte d Amount	Institute Allotted Amount	Total Allotted Amount	Bill Gener ated First Install ment	Bill Generat ed Amount Second Installment	Bill Generat ed Amount Combin ed Install ment	Bill Generat ed Amount Combined Installment	Bill Generated Other Fee
Directorate of Higher Education	9	3	6	1	0	5	0	0	0	3,650	8,800	12,450	3	3,495	2	5,460	0
OBC, SEBC, VJNT & SBC Welfare Department	198	53	145	19	0	126	0	126	0	221,700	496,165	717,865	83	131,895	43	149,355	74
Social Justice and Special Assistance Department	18	3	15	5	0	10	0	10	0	43,910	46,470	90,380	8	24,125	2	18,320	0
Tribal Development Department	4	0	4	3	0	1	0	1	0	3,730	2,135	5,865	1	2,265	0	2,265	0
Grand Total	229	59	170	28	0	142	0	142	0	272,990	553,570	826,560	95	161,780	47	173,135	74

Principal
 Dr. Durga K. Banneru
 Director
 Institute of Distance Education

F.Y.2018-2019

Department	Bill Generated Amount Other Fee	Bill Generated Fee Correction	Bill Generated Amount Correct	Total Bill Generated (Applicant Number)	Total Bill Generated Amount (Applicant+Institute)	No. of Student Credit To Pool Account First Installment	Credit To Pool Account First Installment	No. of Student Credit To Pool Account Second Installment	Credit To Pool Account Second Installment	No. of Student Credit To Pool Account Other Fee	Credit To Pool Account Other Fee	No. of Student Credit To Pool Account Fee Correction	Credit To Pool Account Fee Correction	Voucher Redem	Voucher Not Redem	Voucher Redem (2nd Installment)	Voucher Not Redem (2nd Installment)	Pending At Institute (2nd Installment)	Rejected By Institute (2nd Installment)	Approve By Institute (2nd Installment)	No. of Student Disbursed First Installment (Applicant Amount)	
Directorate of Higher Education	<input type="checkbox"/> 0	<input type="checkbox"/> 0	<input type="checkbox"/> 0	3	<input type="checkbox"/> 12,450	5	<input type="checkbox"/> 6,225	5	<input type="checkbox"/> 6,225	0	<input type="checkbox"/> 0	0	<input type="checkbox"/> 0	5	0	5	0	0	0	0	4	<input type="checkbox"/> 1,460
OBC, SEBC, VJNT & SBC Welfare Department	<input type="checkbox"/> 223,305	<input type="checkbox"/> 0	<input type="checkbox"/> 0	83	<input type="checkbox"/> 420,340	126	<input type="checkbox"/> 198,450	126	<input type="checkbox"/> 221,890	74	<input type="checkbox"/> 223,305	0	<input type="checkbox"/> 0	126	0	125	0	0	0	0	124	<input type="checkbox"/> 108,980
Social Justice and Special Assistance Department	<input type="checkbox"/> 0	<input type="checkbox"/> 0	<input type="checkbox"/> 0	8	<input type="checkbox"/> 90,380	10	<input type="checkbox"/> 30,355	10	<input type="checkbox"/> 60,025	0	<input type="checkbox"/> 0	0	<input type="checkbox"/> 0	10	0	10	0	0	0	0	9	<input type="checkbox"/> 18,840
Tribal Development Department	<input type="checkbox"/> 0	<input type="checkbox"/> 0	<input type="checkbox"/> 0	1	<input type="checkbox"/> 5,865	1	<input type="checkbox"/> 2,265	1	<input type="checkbox"/> 3,600	0	<input type="checkbox"/> 0	0	<input type="checkbox"/> 0	1	0	1	0	0	0	0	1	<input type="checkbox"/> 1,865
Grand Total	<input type="checkbox"/> 223,305	<input type="checkbox"/> 0	<input type="checkbox"/> 0	95	<input type="checkbox"/> 529,035	142	<input type="checkbox"/> 237,295	142	<input type="checkbox"/> 291,740	74	<input type="checkbox"/> 223,305	0	<input type="checkbox"/> 0	142	0	141	0	0	0	0	138	<input type="checkbox"/> 131,145

Principal

Dr. M. Durga K. Bahmani, Science College
TODAR MALLA

F.Y. 2018-2019

Department	No. of Student Institute Disbursed	Institute Disbursed First Installment (Institute Amount)	No. of Student Disbursed (2nd Installment) (Applicant Number)	Student disbursed Amount (2nd Installment) (Applicant Amount)	No. of Student Institute Disbursed (2nd Installment) (Institute Number)	Institute Disbursed (2nd Installment) (Institute Amount)	Student Disbursed (Other Fee)	Institute Disbursed (Other Fee)	Institute Disbursed (Other Fee)	Fee Correction Disbursed (Fee Correction)	Total Disbursed (Institute Amount)	Total Disbursed (Applicant Amount)	Total Disbursed (Applicant + Institute Amount)	Pending Disbursement out of Total Allotted Amount (Institute Amount)	Pending Disbursement out of Total Allotted Amount (Applicant Amount)	Total Pending Disbursement (Applicant + Institute) as per Allotted Amount
Directorate of Higher Education	5	4,400	4	1,460	5	4,400	0	0	0	0	8,800	2,920	11,720	730	730	730
OBC, SEBC, VJNT & SBC Welfare Department	126	87,600	124	1,08,980	126	4,08,565	1	1,440	72	220,530	716,695	219,400	936,095	3,740	3,740	3,740
Social Justice and Special Assistance Department	10	8,400	9	18,840	10	38,070	0	0	0	0	46,470	37,680	84,150	6,230	6,230	6,230
Tribal Development Department	1	400	1	1,865	1	1,735	0	0	0	0	2,135	3,730	5,865	0	0	0
Grand Total	142	1,00,800	138	1,31,145	142	4,52,770	1	1,440	72	220,530	774,100	263,730	1,037,830	10,700	10,700	10,700

(Signature)
Principal

Dr. K. Durga K. Banerji, Science College
LONAR, Dist. Nashik

F.Y. 2019-2020

Department	Applicatio n Recei ved	Canc elled	Net Recei ved	Rejec ted	Sent back to appli cant	Appr oved By Insti tute	Appr oved By Depa rtme nt	Pendi ng At Depa rtme nt	Not Allote d	Allote d	Student Allotte d Amount	Institute Allotted Amount	Total Allotted Amount	Bill Gener ated First Install ment	Bill Gener ated Second Installment	Bill Gener ated Second Installment	Bill Gener ated Combin ed Install ment	Bill Generated Amount Combined Installment	Bill Generated Other Fee
Directorate of Higher Education	9	3	6	0	0	6	6	0	0	6	5,650	7,600	13,250	2	2,730	2	4	7,790	0
OBC, SEBC, VJNT & SBC Welfare Department	171	51	120	1	6	113	113	0	0	113	204,480	505,790	710,270	102	170,443	102	11	55,640	0
Social Justice and Special Assistance Department	17	3	14	0	0	14	14	0	0	14	51,020	56,190	107,210	14	34,710	14	0	72,500	0
Tribal Development Department	6	3	3	0	0	3	3	0	0	3	12,580	13,665	26,245	0	0	0	3	26,245	0
Grand Total	203	60	143	1	6	136	136	0	0	136	273,730	583,245	856,975	118	207,883	118	18	89,675	0

Principal
 Atc. Ku. Durga K. Banmeru: Suender
 LONAR, Dist. Buldhane

F.Y. 2019-2020

Department	Bill Generated Amount Other Fee	Bill Generated Fee Correction	Bill Generated Amount Fee Correction	Total Generated (Applicant Number)	Total Bill Generated Amount (Applicant+ Institute)	No. of Student Credit To Pool Account First Installment	Credit To Pool Account First Installment	No. of Student Credit To Pool Account Second Installment	Credit To Pool Account Second Installment	No. of Student Credit To Pool Account Other Fee	Credit To Pool Account Other Fee	No. of Student Credit To Pool Account Fee Correction	Credit To Pool Account Fee Correction	Voucher Not Redeem	Voucher Not Redeem (2nd Installment)	Pending AT Institute (2nd Installment)	Rejected By Institute (2nd Installment)	Approved By Institute (2nd Installment)	No. of Student Disbursed Amount First Installment (Applicant Amount)	
Directorate of Higher Education	0	0	0	2	13,250	6	6,625	6	6,625	0	0	0	0	5	0	0	0	5	5	2,460
OBC, SEBC, VJNT & SBC Welfare Department	0	0	0	102	710,270	113	188,815	113	521,455	0	0	0	0	111	111	0	0	111	111	100,075
Social Justice and Special Assistance Department	0	0	0	14	107,210	14	34,710	14	72,500	0	0	0	0	14	14	0	0	14	14	25,510
Tribal Development Department	0	0	0	0	26,245	3	7,795	3	18,450	0	0	0	0	3	3	0	0	3	3	6,290
Grand Total	0	0	0	118	856,975	136	237,945	136	619,030	0	0	0	0	133	133	0	0	133	133	134,335

(Signature)
Principal

M. Durga K. Banneru Science College
LONAR, Dist. Nashik

F.Y. 2019-2020

Department	No. of Student Institute Disbursed First Installment (Institute Number)	Institute Disbursed First Installment (Institute Amount)	No. of Student Disbursed (2nd Installment) (Applicant Number)	Student disbursed (2nd Installment) (Applicant Amount)	No. of Student Institute Disbursed (2nd Installment) (Institute Number)	Institute Disbursed (2nd Installment) (Institute Amount)	Student Disbursed (Other Fee)	Institute Disbursed (Other Fee)	Institute Disbursed (Other Fee)	Fee Correction Disbursed (Fee Correction)	Total Disbursed (Institute Amount)	Total Disbursed (Applicant Amount)	Total Disbursed (Applicant + Institute Amount)	Pending Disbursement Amount Total Allotted (Applicant Amount)	Pending Disbursement Amount Total Allotted (Institute Amount)	Total Pending Disbursement Amount (Applicant + Institute) as per Allocated Amount
Directorate of Higher Education	5	3,800	4	1,460	5	3,800	0	0	0	0	7,600	11,520	1,730	0	0	1,730
OBC, SEBC, VJNT & SBC Welfare Department	112	86,870	111	100,665	113	418,920	0	0	0	0	505,790	706,530	3,740	0	0	3,740
Social Justice and Special Assistance Department	14	9,200	14	25,510	14	46,990	0	0	0	0	56,190	107,210	0	0	0	0
Tribal Development Department	3	1,505	3	6,290	3	12,160	0	0	0	0	13,665	26,245	0	0	0	0
Grand Total	134	101,375	132	133,925	135	481,870	0	0	0	0	583,245	851,505	5,470	0	0	5,470

(Signature)
Principal

Jate. No. Durga K. Bannaru Surance College
LONAR, Dist. Buldhana

F.Y.2020-2021

Department	Application Received	Cancelled	Net Received	Rejected	Sent back to applicant	Approved By Institute	Approved By Department	Pending At Institute	Pending At Department	Not Allotted	Allotted	Student Allotted Amount	Institute Allotted Amount	Total Allotted Amount	Bill Generated First Installment	Bill Generated Amount First Installment	Bill Generated Second Installment	Bill Generated Amount Second Installment	Bill Generated Combined Installment	Bill Generated Amount Combined Installment	Bill Generated Other Fee	Bill Generated Amount Other Fee	Bill Generated Fee Correction	
Directorate of Higher Education	19	3	16	0	5	11	0	11	0	0	11	8,030	14,800	22,830	11	11,415	11	11,415	0	0	0	0	0	0
OBC, SEBC, VJNT & SBC Welfare Department	178	32	146	1	3	142	0	142	0	0	142	308,499	578,853	887,352	142	219,171	142	668,181	0	0	0	0	0	0
Social Justice and Special Assistance Department	39	10	29	0	0	29	0	29	0	0	29	103,420	136,054	239,474	29	69,895	29	169,579	0	0	0	0	0	0
Tribal Development Department	2	0	2	0	0	2	0	2	0	0	2	8,130	13,830	21,960	2	4,080	1	8,265	0	0	0	0	0	0
Grand Total	238	45	193	1	8	184	0	184	0	0	184	428,079	743,537	1,171,616	184	304,561	183	857,440	0	0	0	0	0	0

(Signature)
Principal
J. K. Durgas K. Banmeru Science College,
LONAR, Dist. Belgharia

F.Y. 2020-2021

Department	Bill Generated Amount Fee Correction	Total Bill Generated Amount (Applicant Number)	Total Bill Generated Amount (Applicant+ Institute)	No. of Student Credit To Pool Account First Installment	Credit To Pool Account First Installment	No. of Student Credit To Pool Account Second Installment	Credit To Pool Account Second Installment	No. of Student Credit To Pool Account Other Fee	Credit To Pool Account Other Fee	No. of Student Credit To Pool Account Correct Ion	Credit To Pool Account Correct Ion	Voucher Redeem (2nd Installment)	Voucher Redeem (2nd Installment)	Voucher Redeem (2nd Installment)	Pending At Institute (2nd Installment)	Rejected By Institute (2nd Installment)	Approved By Institute (2nd Installment)	No. of Student Disbursed First Installment (Applicant Number)	No. of Student Disbursed First Installment (Institute Amount)	Student Disbursed Amount First Installment (Applicant Amount)	Student Disbursed Amount First Installment (Institute Amount)
Directorate of Higher Education	0	11	22,830	11	11,415	2	1,530	0	0	0	0	2	0	11	0	0	11	11	11	4,015	7,400
OBC, SEBC, VJNT & SBC Welfare Department	0	142	887,352	142	219,171	142	668,181	0	0	0	0	139	0	139	0	0	139	139	141	146,959	68,312
Social Justice and Special Assistance Department	0	29	239,474	29	69,895	29	169,579	0	0	0	0	9	0	29	0	0	29	29	29	51,710	18,185
Tribal Development Department	0	2	12,345	2	4,080	1	8,265	0	0	0	0	1	0	2	0	0	2	2	2	4,065	15
Grand Total	0	184	1,162,001	184	304,561	174	847,555	0	0	0	0	162	9	181	0	0	181	181	183	206,749	93,912


Principal
 J.L. Ku. Durga K. Baneru Science College
 LCHAP, Dist. Belgaon

F.Y.2020-2021

Department	No. of Student Disbursed (2nd Installment) (Applicant Number)	Student disbursed Amount (2nd Installment) (Applicant Amount)	No. of Student Disbursed (2nd Installment) (Institute Number)	Institute Disbursed Amount (2nd Installment) (Institute Amount)	Student Disbursed Amount (Other Fee)	Institute Disbursed Amount (Other Fee)	Fee Correction Disbursed Amount (Fee Correction)	Total Disbursed Amount (Applicant Amount)	Total Disbursed Amount (Institute Amount)	Total Disbursed Amount (Applicant + Institute Amount)	Pending Disbursement out of Total Allotted Amount (Applicant Amount)	Pending Disbursement out of Total Allotted Amount (Institute Amount)	Total Disbursement as per Allotted Amount	Pending Disbursement (1st Installment) (Applicant - DDO login)	Pending Disbursement (2nd Installment) (Applicant - DDO login)	Pending Disbursement (2nd Installment) (Applicant - DDO login)	Bill Not Generated Other Fee	Bill Not Generated Other Fee	Total Pending Bill Generation 1st And 2nd installment (Applicant Number) - DDO Login	Total Pending Bill Generation 1st And 2nd installment (Applicant Number) - DDO Login	Total Pending Bill Generation 1st And 2nd installment (Institute Amount) - DDO Login
Directorate of Higher Education	2	800	2	800	0	0	0	12,945	8,200	21,145	3,285	6,600	9,885	0	0	0	0	0	0	0	0
OBC, SEBC, VJNT & SBC Welfare Department	139	510,542	141	510,542	0	0	0	879,550	578,853	1,458,403	7,802	0	7,802	0	0	0	0	0	0	0	0
Social Justice and Special Assistance Department	29	117,869	29	117,869	0	0	0	239,474	136,054	375,528	0	0	0	0	0	0	0	0	0	0	0
Tribal Development Department	1	6,908	1	6,908	0	0	0	12,345	6,923	19,268	2,708	6,908	9,615	0	2,708	2,708	0	0	1	2,708	6,908
Grand Total	171	207,536	173	636,118	0	0	0	1,144,314	730,030	1,874,344	13,795	13,508	27,302	0	2,708	2,708	0	0	1	2,708	6,908

Principal

Dr. Durga K. Samru Science College
UDWAR, Dist. Washim

F.Y.2021-2022

Department	Applicatio n Recei ved	Canc elled	Net Recei ved	Rejec ted	Sent back to appli cant	Appr oved By Insti tute	Pendi ng At Insti tute	Appr oved By Depa rtme nt	Pendi ng At Depa rtme nt	Not Allote d	Allote d	Student Allotted Amount	Institute Allotted Amount	Total Allotted Amount	Bill Generat ed First Installm ent	Bill Generat ed First Installm ent	Bill Generat ed Second Installm ent	Bill Generat ed Second Installm ent	Bill Generate d Combine d Installme nt	Bill Generate d Other Fee	Bill Generate d Amount Other Fee n	Bill Generate d Fee Correctio n
Directorate of Higher Education	4	0	4	0	0	4	0	4	0	0	4	2,920	3,200	6,120	4	3,060	4	3,060	0	0	0	0
OBC, SEBC, VJNT & SBC Welfare Department	252	60	192	0	5	187	0	187	0	0	187	299,838	819,290	1,119,128	183	267,439	64	271,734	0	0	0	0
Social Justice and Special Assistance Department	42	6	36	0	0	33	0	33	0	0	33	41,164	68,324	273,720	33	109,488	0	0	0	0	0	0
Tribal Development Department	2	0	2	0	0	2	0	2	0	0	2	3,860	5,250	9,110	1	765	1	2,590	0	0	0	0
Grand Total	300	66	234	0	5	226	0	226	0	0	226	347,782	896,064	1,408,078	221	380,752	69	277,384	0	0	0	0


Principal
Dr. K. Durga K. Bahneru Science College
LONAR, Dist. Buldhana

F.Y. 2021-2022

Department	Bill Generated Amount Fee Correction	Total Bill Generated (Applicant Number)	Total Bill Generated Amount (Applicant+Institute)	No. of Student Credit To Pool Account First Installment	Credit To Pool Account Amount First Installment	No. of Student Credit To Pool Account Second Installment	Credit To Pool Account Amount Second Installment	No. of Student Credit To Pool Account Other Fee	Credit To Pool Account Amount Other Fee	No. of Student Credit To Pool Account Fee Correction	Credit To Pool Account Amount Fee Correction	Voucher Redeem	Voucher Not Redeem (2nd Installment)	Pending At Institute (2nd Installment)	Rejected By Institute (2nd Installment)	Approved By Institute (2nd Installment)
Directorate of Higher Education	<input type="checkbox"/> 0	4	<input type="checkbox"/> 6,120	0	<input type="checkbox"/> 0	1	<input type="checkbox"/> 765	0	<input type="checkbox"/> 0	0	<input type="checkbox"/> 0	0	0	0	0	4
OBC, SEBC, VJNT & SBC Welfare Department	<input type="checkbox"/> 0	183	<input type="checkbox"/> 539,173	92	<input type="checkbox"/> 132,420	64	<input type="checkbox"/> 271,734	0	<input type="checkbox"/> 0	0	<input type="checkbox"/> 0	92	0	22	0	157
Social Justice and Special Assistance Department	<input type="checkbox"/> 0	33	<input type="checkbox"/> 109,488	1	<input type="checkbox"/> 8,558	0	<input type="checkbox"/> 0	0	<input type="checkbox"/> 0	0	<input type="checkbox"/> 0	1	0	0	0	33
Tribal Development Department	<input type="checkbox"/> 0	1	<input type="checkbox"/> 3,355	1	<input type="checkbox"/> 765	1	<input type="checkbox"/> 2,590	0	<input type="checkbox"/> 0	0	<input type="checkbox"/> 0	1	0	0	0	1
Grand Total	<input type="checkbox"/> 0	221	<input type="checkbox"/> 658,136	94	<input type="checkbox"/> 141,743	66	<input type="checkbox"/> 275,089	0	<input type="checkbox"/> 0	0	<input type="checkbox"/> 0	94	0	22	0	195



Principal

Dr. K. Durga K. Banerjee
Principal
K. J. Somaiya Institute of Science & Technology
LONAR, Dist. Bhandara

Department	No. of Student Disbursed First Installment (Applicant Number)	Student Disbursed Amount First Installment (Applicant Amount)	No. of Student Disbursed (2nd Installment) (Applicant Number)	Student Disbursed Amount (2nd Installment) (Applicant Amount)	No. of Student Disbursed (2nd Installment) (Institute Number)	Institute Disbursed Amount (2nd Installment) (Institute Amount)	Student Disbursed Amount (Other Fee)	Institute Disbursed Amount (Other Fee)	Institute Disbursed Amount (Other Fee)	Fee Corrected (Fee Correction)	Fee Corrected Amount (Fee Correction)	Total Disbursed Amount (Applicant Amount)	Total Disbursed Amount (Institute Amount)	Total Disbursed Amount (Applicant + Institute Amount)	Pending Disbursement out of Total Allotted Amount (Applicant Amount)	Pending Disbursement out of Total Allotted Amount (Institute Amount)
Directorate of Higher Education	4	1,460	1	365	1	400	0	0	0	0	0	3,825	2,000	1,095	1,200	1,200
OBC, SEBC, VJNT & SBC Welfare	179	144,835	52	41,840	48	180,905	0	0	0	0	0	486,980	300,305	113,163	519,985	519,985
Social Justice and Special Assistance Department	33	41,164	0	0	0	0	0	0	0	0	0	109,488	68,324	0	0	0
Tribal Development Department	1	365	1	365	1	2,225	0	0	0	0	0	3,355	2,625	3,130	2,625	2,625
Grand Total	217	187,824	54	42,570	50	183,530	0	0	0	0	0	603,648	373,254	117,388	522,810	522,810


Principal
 Late. Ku. Durga K. Barman, Science College
 LONAR, Dist. B. J. M.

Department	Total Pending Disbursement Amount (Applicant+Institute) as per Alloted Amount	Pending Bill Generation (1st Installment) (Applicant)-DDO login	Pending Bill Generation Amount (1st Installment) (Applicant)-DDO login	Pending Bill Generation (2nd Installment) (Applicant)-DDO login	Pending Bill Generation Amount (2nd Installment) (Applicant)-DDO login	Bill Not Generated Other Fee	Bill Not Generated Amount Other Fee	Total Pending Bill Generation 1st And 2nd Installment (Applicant Number)-DDO Login	Total Pending Bill Generation 1st And 2nd Installment (Institute Amount)-DDO Login
Directorate of Higher Education	□ 2,295	0 □ 0	0 □ 0	0	0 □ 0	0 □ 0	0 □ 0	0	0 □ 0
OBC, SEBC, VJNT & SBC Welfare Social	□ 632,148	4 □ 1,880	100	0	0 □ 81,320	0 □ 0	0 □ 0	104	0 □ 83,200
Justice and Special Assistance Tribal	□ 164,232	0 □ 0	0	0	0 □ 0	0 □ 0	0 □ 0	0	0 □ 0
Development Department	□ 5,755	1 □ 1,565	0	0	0 □ 0	0 □ 0	0 □ 0	1	0 □ 1,565
Grand Total	□ 804,430	5 □ 3,445	100	0	0 □ 81,320	0 □ 0	0 □ 0	105	0 □ 84,765
									□ 384,440
									□ 384,040
									□ 400
									□ 384,440

(Signature)
Principal

Kate. Ku. Durga K. Banneru Science College
LONAR, Dist. Multham.